



# Great Lakes Monitoring

ILLINOIS-INDIANA SEA GRANT

EXPLORE

SEARCH

ABOUT

EXPLORE DATA SOURCES

EXPLORE TRENDS

Nutrients

**Total Phosphorus**

Chlorophyll-a

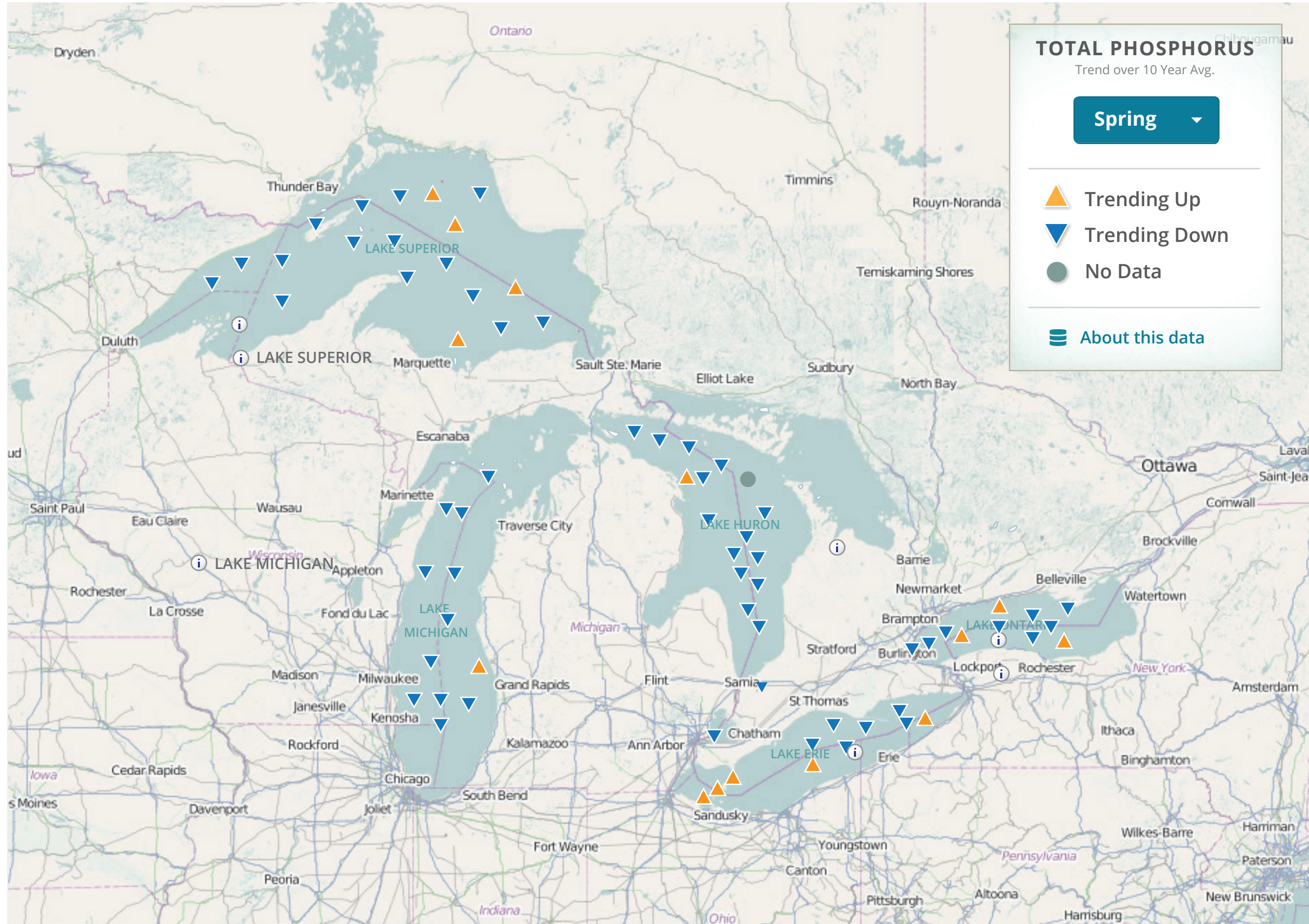
Nitrogen

Silica

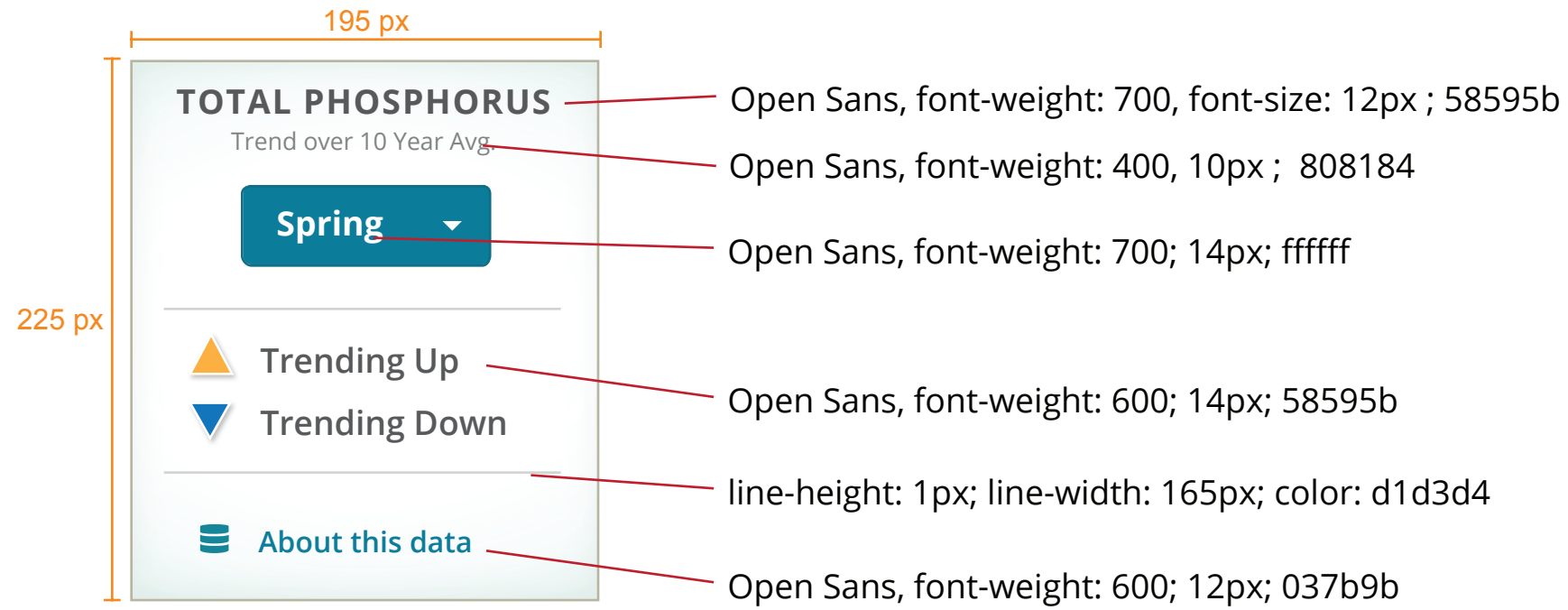
Contaminants

River Discharge

Aquatic Life

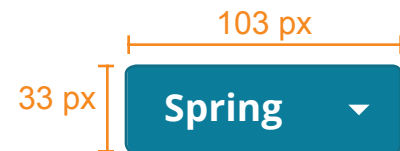


## SPECIFICATIONS



▲ Fill: f7941e; Stroke: #ffffff ; Width: 14px ; Height: 12 px

▼ Fill: 1c75bc ; Stroke: #ffffff ; Width: 14px ; Height: 12 px



## Map Icons

▲ {  
background : #F7941E;  
background : rgba(247, 148, 30, 1);  
border-style : Solid;  
border-color : #FFFFFF;  
border-color : rgba(255, 255, 255, 1);  
border-width : 1px;  
width : 11px;  
height : 10px;  
}

▼ {  
background : #1C75BC;  
background : rgba(28, 117, 188, 1);  
border-style : Solid;  
border-color : #FFFFFF;  
border-color : rgba(255, 255, 255, 1);  
border-width : 1px;  
width : 11px;  
height : 10px;  
}